


WiFi Expansion Module



Feature

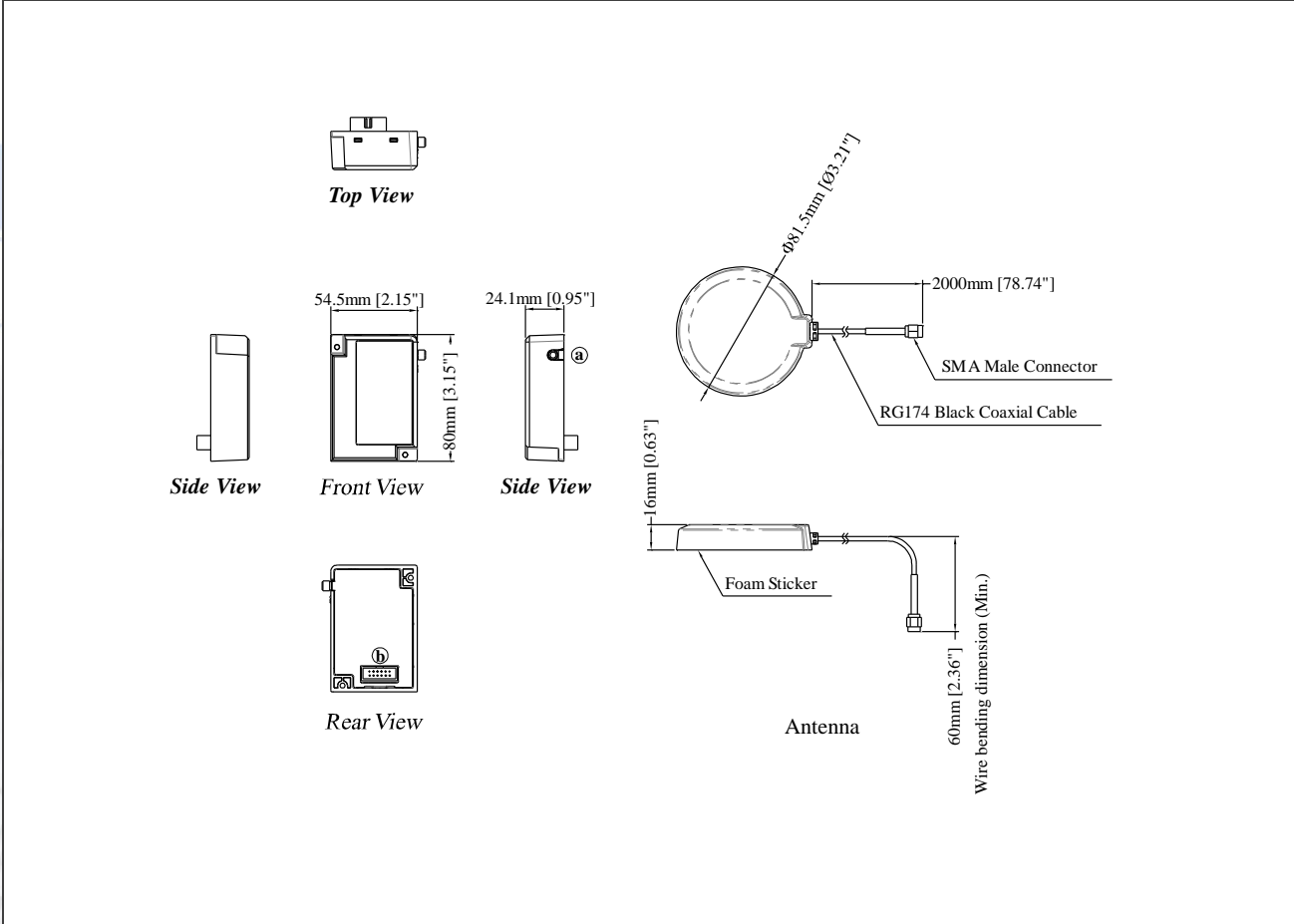
- Modular design, adds wireless connectivity to HMI.
- WiFi standards supported include: IEEE 802.11b/g/n.
- Compact design and little protrusion when installed on HMI, which avoid space issue in control cabinet installation.
- The magnetic mount antenna included in the package can be installed at an optimal location to maximize signal strength.



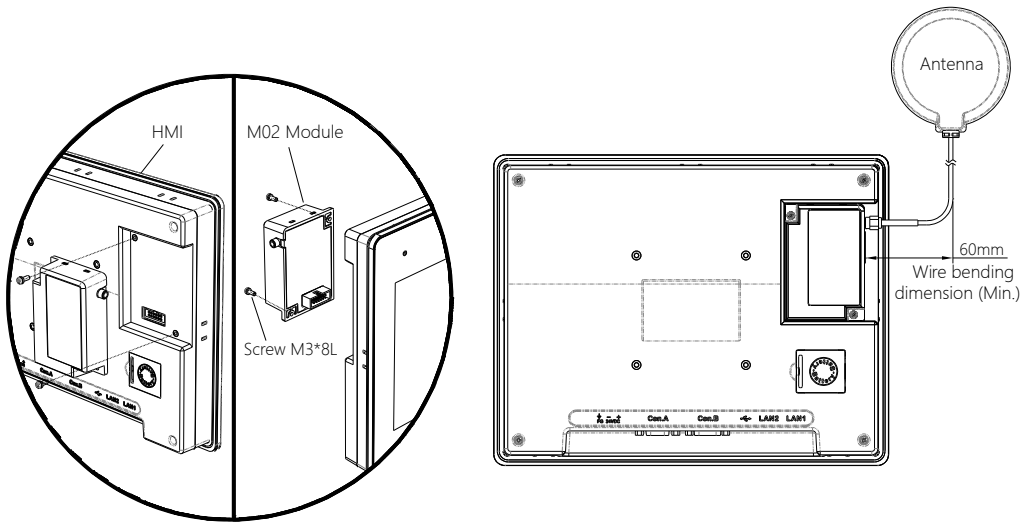
Demo for use with HMI
(HMI needs to be purchased separately)

Network	WiFi	IEEE 802.11b IEEE 802.11g IEEE 802.11n
I/O Port	SMA Female Connector Male Connector to HMI	1 1
Power	Input Power	5VDC
	Power Consumption	900mA@5VDC (powered by HMI)
	Voltage Resistance	500VAC (1min.)
	Isolation Resistance	Exceed 50MΩ at 500VDC
Specification	PCB Coating	N/A
	Enclosure	Plastic
	Dimensions WxHxD	54.5 x 80 x 24.1 mm
	Weight	Approx. 80 g
	Mount	HMI connector + diagonal screw fastening
Environment	Protection Structure	M02: IP20 Compliant Antenna: IP66 Compliant
	Storage Temperature	-20° ~ 60°C (-4° ~ 140°F)
	Operating Temperature	0° ~ 50°C (32° ~ 122°F)
	Relative Humidity	10% ~ 90% (non-condensing)
	Vibration Endurance	10 to 25Hz (X, Y, Z direction 2G 30 minutes)
Certificate	CE	CE marked
Software		EasyBuilder Pro

Dimensions



Installation



a.	SMA Female Connector
b.	Male Connector to HMI

Ordering Information

- ☐ M02: WiFi Expansion Module
- ☐ RZ0W00100 (included in package): Magnetic Mount Antenna 2.94dBi, IP66, SMA Male connector, wire length: 2000mm